




**SILVER  
CUPS**

**USER GUIDE**

---

*Congratulations!*  
*Pregnancy is a magical moment*  
*and you deserve to live it as*  
*comfortable as possible!*



# Hello! Let me introduce you to Koala Babycare!

---

Thank you for choosing us. Every day, at Koala Babycare, we commit ourselves to offer to Moms and Dads their best shopping experience.

---



**Koala Babycare** was founded in early 2017 by two young engineers who wanted to merge innovation, business and childcare.

After the success of our first product **Koala Perfect Head**, which in recent years has given us great satisfaction and helped many mothers and fathers who fought against positional plagiocephaly, **Koala Hugs**, our multi-function maternity pillow, arrived, after many months of study. After that, we created **Koala Cuddle Band**, our ergonomic baby wrap, and now we have **Koala Silver Cups**, the **999 pure silver** nipple cups.

This manual guides you in a practical and safe use of the product. Here you will find valuable tips on how to get the best results from your new silver cups.

For any doubt or request, please do not hesitate to contact us by e-mail at:


**[info@koalababycare.com](mailto:info@koalababycare.com)**

We will be able to help and suggest you with the outmost kindness and availability.

To be up to date on tips and articles related to the world of childhood and parenting, please visit our website:

**[www.koalababycare.com](http://www.koalababycare.com)**

---



# What Koala Silver Cups are

---


## Why did we think of silver cups?

Every mother deserves to live her pregnancy and motherhood to the fullest and **Koala Babycare** is working to find comfortable and effective solutions to problems that can affect the serenity of some moments, such as: breast fissures during breastfeeding.

Breast fissures are small lesions that can appear on the nipple during breastfeeding. They can be slight cracks or real cuts associated with slight bleeding, and occur especially in new mothers with their first child.

Thanks to **Koala Silver Cups**, the **999 silver** cups, you can prevent and treat this problem, protecting your breast from external agents and bacteria and relieving pain in the first **24/48 hours**.





# Why you should use Koala Silver Cups

---

- **Koala Silver Cups** are made in **999 silver** and are nickel-free, therefore they do not release substances that are harmful to the baby and do not alter the taste of the milk.
- Their shape adheres perfectly to the breast protecting it from possible rubbing with clothing or external agents.
- They are thin and discreet, nobody will notice that you are wearing them!
- An ecological and economic choice. Once the cups are purchased, if properly stored, they can also be used by the same mother for future pregnancies, avoiding the purchase of other products such as disposable creams or cups that create mountains of waste.


## Properties of silver

### Why silver?

Did you know that it has been one of the major natural allies for skin problems for centuries? In fact, our grandmothers already used silver spoons on their nipples to counteract the pain caused by breast fissures. Fortunately, over the years we have studied the cups that in addition to healing, prevent this disorder.

### How does it work?

Silver in contact with moisture releases all its healing, antibacterial and disinfectant properties. In this way the skin is able to heal and self-cure, avoiding the use of products and creams.



# How to use Koala Silver Cups


---

**Please read these warnings before use:**

- If you are aware of any specific silver allergies or allergic manifestations, discontinue use immediately.
- Use only and exclusively on the area around the nipple.
- Observe the following instructions for use, washing and storage. Improper use or storage could compromise the properties of the product.
- The product does not contain NICKEL.

**Now you can start using them:**

- When using them for the first time, wash the cups with warm water and neutral, odorless soap, then rinse and dry with a clean cloth. Repeat these steps after each use.
- Insert the cups between the breast and the bra, positioning them on the nipples.
- When breastfeeding, gently remove the cups and rinse the breast with warm water.
- After breastfeeding, apply a drop of milk or water to the inside of the cup so that it can adhere perfectly to the breast.



# How to store and wash Koala Silver Cups

---

The disinfectant properties of silver mean that its washing instructions do not require so many products or efforts, in fact you just need to rinse them in warm water (if you want you can use a drop of neutral soap) after each use and dry them with a cotton cloth.

From time to time you can dip the cups in a bowl with hot water and baking soda (50 grams per liter) and leave to soak for a while.

If over time there should be a blackening of the silver don't worry, you can wash it with bicarbonate as above.


If the stain does not go away, do not hesitate to contact us by email: [info@koalababycare.com](mailto:info@koalababycare.com)

## Storing:

After having washed them, place them in their original packaging, inside their box. Keep the package in a cool, dry and clean place, away from heat or sunlight.

We suggest you to keep all the packaging during use, in case it is lost or thrown you can keep your cups inside a clean cloth to avoid contact with air and exposure to light that cause oxidation.

If all the guidelines have been followed to preserve the device, the product has no expiry date.



# Koala Babycare suggests:

---

- Start using **Koala Silver Cups** from 7 to 10 days before giving birth as a prevention.
- Remember to always wash the cups and dry them with a dry cloth to avoid oxidation of the silver (blackening).
- If an abundant amount of milk should come out, use a soft cup between the **Koala Silver Cups** and the bra.
- One of the most important elements for the prevention of fissures is the correct positioning of the baby during breastfeeding, which must bring it to suck the nipple with a suction cup, holding not only the tip but also the areola in the mouth.
- If the fissures are already very painful, it is good to let the baby eat from the less painful breast first, so that it vents its voracity on that and that the feeding on the other results smoother.
- At the end of each feeding, massage your nipple and areola with a few drops of your milk: its beneficial substances moisturize the skin and help healing.
- When you are at home, leave the breast uncovered as much as possible so that it can take in air and help the skin to feel better.



## Thank You for Your Trust

I hope that this small guide was useful to you.

Before saying goodbye I would like to ask you a little favor: as you may have noticed, we are putting our heart into this project.

The only way we have to let all moms and dads know how much effort we are putting in this project and the quality of our product, are the **reviews in Amazon**.

I don't know if you've ever left a product review in Amazon, but it will only take only 2 minutes.

These 2 minutes have be very important to me and would also help many people to choose the best pillow for themselves and their children.

You can leave a review through the following steps:

- 1) Enter the section "**Account**" and "**Your Orders**"
- 2) Next to your **Koala Babycare** item you will find the button "**Write a product review**"

**If you decide to leave your review I will be forever grateful.**

I wish you all the best for your baby!

**Best Wishes,  
Giacomo  
Koala Babycare**

